



"The River Cities Running Board"



RIVER CITIES MODEL "A" FORD CLUB

<http://www.rivercitiesrunningboard.com>

.....
VOL 12 ISSUE 8 ESTABLISHED IN 2000 August 2012

.....
MAFCA AWARD WINNING NEWSLETTER, 2002-2009
OLD CARS WEEKLY GOLDEN QUILL AWARD 2004, 2010

The Beginning



Henry Ford and his first car the Quadricycle, which he built in 1896

Inside this issue: The Presidents Corner, July Meeting Minutes, Bentley Bohanan's restoring a Model A tip, a tech tip about Ethanol and Older cars, Howard's tip on a easy GPS for Model A's Roving Reporter article about latest tour and Al's report about the Breakfast tour, and review of upcoming tours.

RIVER CITIES MODEL "A" FORD CLUB

This newsletter is the official publication of the River Cities Model A Ford Club, a chapter of the Model A Ford Club of America. It is mailed monthly to all members in good standing. Dues are \$20.00 per year per family. Membership in the **MODEL A FORD CLUB OF AMERICA** is a requirement for membership in the River Cities Model A Ford Club.

CLUB OFFICERS:

President
Vice President
Secretary & Benevolence
Treasurer

Al Lugo
Paul Singer
Sharon Webb
Bettie Jackson

OTHER POSITIONS:

Editor
Tour Director
Publicity
Program Director
Club Liaison
Membership Director
Awards Director
Historian
Scholarship Chairperson
Car Show Director

Bill Shirley
Jim Langely
Mickey Timbes
John Robertson
Jim Langley
Jim Miller
Howard Ruddick
Mary Nelle Singer
Connie Penny
Bobby Penny

The River Cities Model "A" Ford Club permanent address is:

P.O. Box 342, Columbus, GA 31902

All mail should be sent to the River Cities Model A Ford Club address above. Matters concerning the newsletter should be sent to the editor to insure timely publication.

FOUNDING MEMBERS:

Jim Timbes Bob Smith Bobby Penny
Mickey Timbes Al Lugo Robert Jackson
*Dan Palmer Lawrence Farrar Bettie Jackson
Dan Diener Bill Buck (*Deceased)

PAST PRESIDENTS:

Jim Timbes - NOV 2000 - DEC 2001, Bob Smith - DEC 2001- 2003,
Mickey Timbes - DEC 2003 – 2004, Jim Langley- DEC 2004 – 2006,
Joe Spooner - DEC 2006 – 2008, Jim Langley- DEC 2008 – 2009,
Jim Timbes - DEC 2009 – 2010, Al Lugo - DEC 2010 - 2011

The President's Corner..

August 2012



We sure had a great July breakfast tour to the Country Store at Callaway Gardens. Many members attended and the weather was great for touring. Read all the details in another section of the Newsletter.

Thank you to Russell Lester for presenting a great meeting program on the Overflow System for the Model A Ford.

It was very sad to hear about the recent fire that totally destroyed the home of Mr. & Mrs. Robert Brundridge, our super caterer. Our club was very responsive and made a generous donation to Robert. Between your club and your President Robert received over \$1,500 to help him with any immediate needs.

Our next tour will be a Modern Car Tour to Street Scenes Automobile Museum at Lithia Springs, Ga. Jim Langley has planned another great tour and more details will be provided at the August Meeting.

Congratulations to Mrs. Robin Jackson Gaylor (daughter of Bettie and Bob Jackson) winner of the 2012 Dan Parmer and RCMAFC Scholarship. Robin continues to attend Southern Union Community College. She is one year away from receiving her associate degree in Nursing. We are all very proud of Robin.

A new Club Roster was handed out during the July Meeting. Members not attending the club meeting will receive their copy in the mail before the August meeting.

See you at the meeting,

AI

"THE MAN WHO WILL USE HIS SKILL AND CONSTRUCTIVE IMAGINATION TO SEE HOW MUCH HE CAN GIVE FOR A DOLLAR, INSTEAD OF HOW LITTLE HE CAN GIVE FOR A DOLLAR, IS BOUND TO SUCCEED"

HENRY FORD

JOIN US!

BY AL Lugo

NEXT MEETING: August 16, 2012-
6:00PM (EASTERN) Our
next meeting will be at Woodmen
of the World Lodge, on Highway
80, in Phenix City.

COMING EVENTS

August 3	Board Meeting
August 16	Club Meeting
August 18	Modern Car Tour to Street Scenes Automobile Museum at Lithia Springs, GA
September 14	Board Meeting
September 20	Club Meeting- Program: Fitness, Mike Moye
September 22	RCMAFC Picnic (International Model A Day) at Howard & Barbara Ruddick Backwaters Cabin

CRUISE EVEVINGS

Every 1 st Tuesday-	Cooks Hot Dog on Miller & Airport Thru Way
Every 2 nd Tuesday	La Pareja Mexican Restaurant (towards Waverly Hall)
Every 3 rd Tuesday	Jason Deli
Every 4 th Tuesday	Cooks Hot Dog on Miller & Airport Thru Way
Every 2 nd Saturday	Opelika Home Depot
Every 4 th Saturday	Steak and Shake (Bradley Park Drive)

NATIONAL:

December 9-12-MAFCA National Awards Banquet, Charleston, SC

River Cities Model A Ford Club

Meeting Minutes

July 19, 2012

Opening:

The regular meeting of The River Cities Model A Ford Club was called to order at 6:00 pm on July 19, 2012 at the Woodman of The World Lodge by President Al Lugo. He then led the group in The Pledge of Allegiance. The blessing was given by Jim Timbes and all proceeded to the buffet.

Present:

Paul and Mary Nelle Singer, Glen and Cindy Williams, Al Lugo, Jim Langley, Mike Alexich, Dick Noxon, Bill & Lori Ann Buck, Bob Shackleford, Bobby Penny, John Robertson, Bob Smith, Howard Ruddick, Russell Lester, June and Joe Spooner, Benny Reddish, Rex Reddish, Bettie Jackson, Darlene Adams, Kevin Adams, Mickey and Jim Timbes, Bill Shirley and Sharon Webb. AL welcomed Rick Reddish from Phenix City who has a 29 Model A Sport Coupe and Son Benny. He also said that he had a call from David Black who said his chemo has delayed his 3rd operation and he appreciated all the cards. Bob Jackson has been suffering from pneumonia and Bettie has been taking care of him. Please remember both of them in your thoughts and prayers.

Program:

Tonight's program is being presented by Lester Russell on "Overflow Systems for the Model A" He started out by saying that the purpose of making the cooling system one of a pressurized was to raise the boiling point such that it stops overflow and to quit from having to add water to the radiator all the time. He went through the step by step method of prepping the existing radiator checking it for leaks. He had a poster prepared to show how the steps are managed. He stated that he did it for his car and has been very pleased. He has also assisted 2 other car club members convert their cars. Russell stated that whole procedure should cost around \$200 for parts. After answering questions he passed around the parts he used to construct the system. The program was well received.

Approval of Minutes:

Al Lugo asked if there were any additions or corrections to the Secretary's minutes as printed in the newsletter. Paul Singer made a motion to accept the minutes as written. Howard Ruddrick seconded the motion. The motion was approved by show of hands.

Treasurers Report:

The treasurer's report was read by Bettie Jackson. Bob Smith made a motion to approve the treasurer's report. John Robertson seconded the motion and the members unanimously approved by a show of hands. Bettie also stated that this would be her last year as treasure and due to her husband Bob's health she may have to retire earlier. Al spoke the members that someone needs to step up to the task by November as this is a critical position for the club.

Old Business:

Thank you to Jim Langley for the wonderful presentation on Hood Mascots. Al asked Jim to inform the members of the upcoming tour. Jim reminded everyone that we would be meeting at the St Marks Church at 8a this Saturday and head up towards Pine Mountain and Calloway Gardens. We should be back home by 12 noon. Al reported that letters of appreciation have been sent out or hand delivered by Bobby Penny to all the sponsors of the annual car show. They have also been posted on our web site. Mickey stated she has submitted copies of participants of the May Period dress meeting to the Restorer Magazine. She plans on submitting the group picture to the Columbus Day magazine. Al passed out the latest roster to all the members.

New Business:

Al opened the floor for discussion of what we as a club do for Robert our caterer who lost his home and passions from a house fire. Lori An Buck suggested we give him \$1000 and make this our annual donation for this year. This motion was passed by a show of hands. Al and Paul will go tomorrow to where he is staying with family to deliver the check. The applications for the club's scholarship have been processed. Robbin Jackson Gaylor has been approved for the scholarship. She is going to Southern Union and has one more year left in getting her nursing degree. John Robertson made a motion to accept her nomination and Bill Shirley seconded it. The nomination was approved by a show of hands. A big thank you to Barbara Ruddrick for the neat smile box sent out. Al encouraged everyone to submit pics and Tech Tips to the newsletter so it can remain informative. Bobby Penny discussed the possibility of changing the place for the annual car show to Glenwood School and changing the date to a weekend in March. We will discuss this further as it gets closer to time. The next workshop date is October 13 on "Timing the Model A Ford" Don't forget the International Model A day on September 22, 2012. Other events coming up are the Nursing Home visits Sept 22, 2012 at Spring Harbor and The River Place on Oct 20, 2012. Al encouraged all members to check the web site often as the listing of tours and club events will be published there. Jo Spooner shared with the group how he recently had to pull his motor on his Model A. He had the help of his granddaughter and club friends (Bobby Penny and Paul Singer) to help him repair it.

Activities:

August 3 is the Board meeting, August 16 is the next Club meeting, **Aug 18** will be a modern Car Tour to Steet Scenes Automobile Museum in Lithia Springs, Ga., **Sept 14** Board meeting, **Sept 22** Club Picnic at Howard's Backwater Cabin as part of the International Model A Day. **Sept 29**-Spring Harbor Retirement and Nursing Home. **October 6** LaGrange Car Show, **Oct 13** Workshop on Timing the Model A **Nov 3**, Harvest Days (more to come on this)

Reports from Committee Chairpersons:

Programs: Nothing scheduled for next month, may do a show and tell.

Publicity: Nothing to report

Historian: Nothing to report

Scholarship: Not present

Membership: Nothing to report

Awards: Nothing to report

Mechanics: Nothing to report

Vice President: Nothing to report.

Newsletter: Be sure to submit some pictures for the newsletter!

Tour Director: Stay tuned for updates on all discussed.

Adjournment:

Meeting was adjourned at 7:55pm at the motion of Howard Ruddick and seconded by Russell Lester.

Minutes submitted by: Sharon Webb


"Coming together is the beginning. Keeping together is progress. Working together is success."

— Henry Ford

Looking ahead, board member nominations are coming up so start thinking, could you do one of the jobs? Sure you can.

Mrs. Bettie Jackson, club treasure, would like someone to step up now so Bettie can devote more time to her Husband and his rehab.

HAPPY ANNIVERSARIES

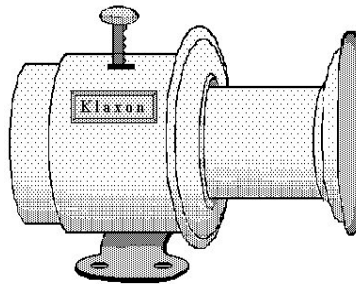


AUGUST 1- Roger & Janet Bailey

AUGUST 2- Donnie & Debbie Morrison

AUGUST 23- Brad & Joy Whitaker

HAPPY BIRTHDAYS



AUGUST 4- Nancy Palmer

AUGUST 9- Joe Carter

AUGUST 10- Linda Miller

AUGUST 22- Bettie Jackson

AUGUST 22- Burton Williams

AUGUST 28- Randy Baker

AUGUST 31- Janet Bailey

Let's Restore a Model A Ford, Part 6: Restoring the Frame

Now that we have the body out of the way, its time to start on the Chassis of our Model A Ford. A properly restored chassis makes all the difference in how the finished car will drive. Careful restoration techniques employed here will really pay off in the years to come. We'll break down this project into sections, with the idea that everything will come together in a really nice undercarriage. This month we'll look at the Frame.

The Frame: Take some time to carefully inspect your frame. There are differences between 1928-'29, and 1930-'31 frames. The radiator mounting pad is in a different position for the earlier frames, setting the bottom of the radiator level with the top of the frame rails through 1929. The '30-'31 frames have the radiator pad about 1/2" below the top of the frame rails. There are also some extra body mounting brackets on the later 1931 frames. You might want to check this if you are unsure of your frames origin. There is a serial number on the frame, on top of the rail between the battery box location, and the engine mount location, on the drivers side. These numbers may or may not be possible to read. Some cars also have numbers on the center cross member. To get started on your frame restoration, first remove all the bumper brackets, engine mounts, battery box, brake cross shafts, and assorted nuts and bolts. If you have not done so already, sandblast the frame to remove all dirt, rust and scale. If there are any cracks in the frame you will be able to see them at this time. Cracks are likely to form around leaf spring mounts, and close to the engine mount locations. To make an effective repair, you need to grind down into the crack with an angle grinder. Go about half way through the metal on each side, making a "V" in the metal. Now use a welder to fill in the cracks. Afterwards you can grind off the excess welds to bring the metal down smooth again. I do not recommend welding in extra plates on top of the frame, as they always cause interference during reassembly, plus can be unsightly on the finished product. Use a straight edge to check the frame for "Sagging". Frames are usually sagged over the motor mount areas. You may need to use a press to straighten the frame. Now use a tape measure to check the frame for square. Measure in an "X" pattern across the top of the frame. This can be tweaked with a come-a-long chain hoist. Another area on the frame you should think of are the bolt holes. If the shocks, steering, or any other component has been allowed to run loose over the years, the bolt holes will be worn out of round. This can be repaired by welding and re-drilling. Sometimes the


frame horns on the front of the frame will be bent or damaged. The outside of the frame at the frame horns should be a straight line, you can also check this with your straight edge. A few licks with a 3 pound hammer will move the frame horns back into position. This will assure that your front bumpers will set straight on the car. If your frame horns are broken completely off, there are replacements available. The frame cross members are installed with rivets. Check for missing rivets. New rivets are available, and can be installed with new rivet setting tools and an air hammer. Do not weld the cross members in, as the frame is designed to flex under the car. If you weld the frame together, the finished car will creak and groan on uneven road surfaces. After you have completed the repairs, the frame should be painted with gloss black enamel. Next month we'll work on the front and rear ends.

See you in the Shop!
Bentley C. Bohanan
www.mymodela.com

The Annual MARC Model A Restorers Club will be having their National Event in Chattanooga TN and hosted by the Senic City A's. Ten tours are planned with a wide variety of attractions, beautiful scenery, and historical places that guests may choose to visit. A Grand Tour is planned for Chickamauga, GA and Chickamauga National Park.

The web site for the MARC and more information about their event go to <http://modelarestorers.org> for more information. Last year, in April, they had 227 Model A's and over 500 folks attend the Natchez Trace tour.


Took awhile but finally got the club to a morning outing in the summer time, we had a nice cloudy day with no rain in the forecast, just some foggy mist going to eat. There were mild temps at least till noon when we were all back home.




Jim Langley decided on a tour to the Country Store at Callaway on top of the mountain. They have very good food and the coffee cups were piping hot when brought to the table. We then took a nice drive across Pine Mt. to Dowdell's Knob for a photo op and more showing off of the cars to the other visitors at the Park.



To begin in Columbus our group consisted of Rex & Polly, Bobby & Connie, Paul & Mary Nell, Neal and Glen & Cindy with Bob leading the way north.



In Cataula we met Al & Dick Noxon with Liz riding in the rumble seat and having lots of wind in her hair all the way to the diner. Sorry no pics of that scene.



Parked at the overlook was the rest of the touring club members waiting on us. They included Roger & Janet, Howard & Barbara, Joe & Donna. After some talking and pictures we headed in to have breakfast. Lots folks were checking out our cars when we got ready to continue to Dowdell's Knob. 40 minutes later leaving the Knob area we went back across the mountain and down into Pine Mt Valley on the way to Hamilton and home. Those roads are nice and shady but we still had the overcast sky so was very pleasant to drive the Model A's. Did not hear of any troubles with cars on the tour therefore was a good trip for our club. Right?

Roving Reporter,
Bob Smith

The time

To start

A real dispute

Is when you're

Offered a substitute



"The Spokesman" about Ethanol, and its use in Model A Fords.
Here are a few things to look out for...

The cork float in the fuel gage will deteriorate in a few months. You will need to replace this with a brass float, available from Mike's "A"Fordable parts. This is

fairly easy to replace, and we replace most of the fuel gage floats in any car that comes through the shop.

Ethanol will attack any plastic parts as well, so do away with any plastic fuel filter you may have installed, including the "Micro-Filter" that goes in your sediment bowl.

Ethanol has a much lower boiling point, so you may notice that your car does not run smoothly in the summertime, especially after the car is shut off on a hot day, such as when stopping for gas, then restarting after a few minutes. The car will "Vapor Lock" because of fuel boiling in the fuel lines and carburetor. The fuel will cool off as fresh fuel arrives from the tank, and the car will run normal again after a few minutes.

The worst offense of Ethanol occurs when the car is parked for more than a couple of weeks. Fuel will begin evaporating in the gas tank, and carburetor, which leaves a very sticky, acidic residue in the fuel system. The residue looks like molasses, and really does a job stopping up jets, fuel lines and other orifices. The only way to repair this is to drain the tank, disassemble the fuel system, clean and rebuild everything. This can be a several hundred dollar job.

So I suggest if you do have a source for Ethanol Free Gasoline, that you use it in your Model A. Especially if you think the car may be sitting for an extended period. I have heard that Premium fuel does not contain as much Ethanol as Regular, so at least start using the Premium if you can.

If you drive your car daily, and have swapped out your cork fuel gage float for brass, and have an original fuel system otherwise, you will probably not have any problems."

Let me know if I can help in any way!

Bentley C. Bohanan
Bentley's Antique Auto Service, Inc
95 W Ridgeway Rd
Maysville, GA 30558
phone 678-407-1947
website www.mymodela.com

October 20th - Mystery Tour It's a mystery

November 3rd - Tour to the "Harvest Days in Old Talbot at the Patsiliga Museum, 4 miles north of Junction City. Enjoy a day of old time activities such as sugar cane grinding and syrup making, sawing logs into lumber, a working water powered grist mill. A beautiful colonial home spared by Sherman, and much more. Details and trip info at a later meeting.

December is the Annual Membership Meeting and Christmas Party. Details at a later meeting.

Remember, you do not have to have a Model A or vintage car to go on the tours. Modern cars are most welcome, Just come along for a good time!

GPS for a Model A with a 6 Volt System

By: Howard Ruddick

Have you wanted the convenience of a GPS in your Model A with a 6 Volt System?

An easy solution is to use a small 12 Volt motorcycle battery. Such a battery is the GT4LBS distributed by Ozark Automotive. This miniature battery measures only 2-3/4 in wide x 4-1/2 in long x 3-1/2 in high. It fits neatly in the space behind the gear shift and the front seats. This battery is popular and available from auto suppliers like O'Reilly. It can be put in a plastic case for convenience.

A female cigarette adapter purchased separately allows quick hookup and disconnect so the GPS can be taken out for use in your modern car.

The GT4LBS battery can be recharged at 0.3A for 5-10 hours or 0.6A for 3 hours. A trickle charger from Harbor Freight works just fine. With the GPS you will know where you are at all times and you can compare your speedometer to it.

BREAKFAST TOUR CALLAWAY GARDENS

By Al Lugo

On July 21, 2012, twenty members of the River Cities Model A ford Club participated in a breakfast tour to the Country Store at Callaway Gardens. Members drove seven Model A's, one 1949 Ford Pickup and two modern cars. While the Weather Channel promised rain, we were delighted to have overcast skies with no rain and ideal Model A weather.

Members attending were Bob Smith, Connie and Bobby Penny, Sharon Webb, Dick Noxon, Howard and Barbara Ruddick, Roger and Janet Bailey, Joe and Donna Carter, Cindy and Glenn William, Mary Nelle and Paul Singer, Neil LaClair, Mr. And Mrs. Rex Reddish, Lizbeth and Al Lugo.

At the Country store we had a delicious breakfast that was enjoyed by all members. After our great breakfast we toured the Ridge Road and stopped at Dowdell's knob where we all enjoyed the scenery. We thank Jim Langley for planning and coordinating a great tour!

Missing from the photo below are the Bailey's.



Photo by Al Lugo