



"The River Cities Running Board"



RIVER CITIES MODEL "A" FORD CLUB

<http://www.rivercitiesrunningboard.com>

.....
VOL 12 ISSUE 12 ESTABLISHED IN 2000 December 2012
.....

MAFCA AWARD WINNING NEWSLETTER, 2002-2009
OLD CARS WEEKLY GOLDEN QUILL AWARD 2004, 2010



The Christmas activities for the December Club meeting are as follows:

1. Dirty Santa (like last year)
2. Collect a toy to be given to "Toys for Tots"

Please note these activities will be on a Volunteer basis. If you decide to participate bring to the party:

1. For dirty Santa- a wrapped gift, \$10.00 or less, marked man or woman. (only those bringing a gift can participate)
2. For Toys for Tot- a wrapped Toy, \$15.00 or less, marked Boy or Girl.

RIVER CITIES MODEL "A" FORD CLUB

This newsletter is the official publication of the River Cities Model A Ford Club, a chapter of the Model A Ford Club of America. It is mailed monthly to all members in good standing. Dues are \$20.00 per year per family. Membership in the **MODEL A FORD CLUB OF AMERICA** is a requirement for membership in the River Cities Model A Ford Club.

CLUB OFFICERS:

President
Vice President
Secretary & Benevolence
Treasurer

Al Lugo
Paul Singer
Sharon Webb
Bettie Jackson

OTHER POSITIONS:

Editor
Tour Director
Publicity
Program Director
Club Liaison
Membership Director
Awards Director
Historian
Scholarship Chairperson
Car Show Director
Web Designer/Manager

Bill Shirley
Jim Langely
Mickey Timbes
John Robertson
Jim Langley
Jim Miller
Howard Ruddick
Mary Nelle Singer
Connie Penny
Bobby Penny
Barry Lung

The River Cities Model "A" Ford Club permanent address is:

P.O. Box 342, Columbus, GA 31902

All mail should be sent to the River Cities Model A Ford Club address above. Matters concerning the newsletter should be sent to the editor to insure timely publication.

FOUNDING MEMBERS:

Jim Timbes Bob Smith Bobby Penny
Mickey Timbes Al Lugo Robert Jackson
*Dan Palmer Lawrence Farrar Bettie Jackson
Dan Diener Bill Buck (*Deceased)

PAST PRESIDENTS:

Jim Timbes - NOV 2000 - DEC 2001, Bob Smith - DEC 2001- 2003,
Mickey Timbes - DEC 2003 – 2004, Jim Langley- DEC 2004 – 2006,
Joe Spooner - DEC 2006 – 2008, Jim Langley- DEC 2008 – 2009,
Jim Timbes - DEC 2009 – 2010, Al Lugo - DEC 2010 - 2012

The President's Corner..



December 2012

Thank you to Bill Buck for presenting the program during our October meeting "Model A Money". His presentation was very interesting and gave us an idea of the currency used during the Model A Era. It was also great for all of us to receive a coin from that era.

Also thank you to Jim Langley for planning and conducting another great Tour, to Harvest Days at Old Talbot. Members attending truly enjoyed it and all you could hear was "lets do it again next year".

Please remember to continue to send your party reservations and 2013 dues to our Treasurer or to the club PO Box. We would like to have all reservations by December 7, 2012 as we are trying to avoid paying for party and dues during the Christmas Party.

If you have not signed up for the Tri City Christmas Parade you can contact Mickey Timbes. This is always a fun activity. Parade forms must be in to the city by November 30th.

I realize that this will be my last "President's Corner. I want you to know that it has been an honor and a privilege to serve for the past two years as your club President. I thank all of you for your dedication and support. I congratulate Paul Singer for accepting to serve as your 2013 President. I know that Paul and his able staff will continue to advance the club to new heights.

As we celebrate these great Holidays, lets reflect for a few moments and think of those in our Armed Services, serving in many places to keep us free and preserve our way of life. During this very special time of the year my family and I will like to wish all of you the best Holiday Season and "A" great New Year.

See you at the meeting,
AI

**WHAT RIGHT HAVE YOU,
SAVE SERVICE TO THE WORLD,
TO THINK THAT OTHER MEN'S
LABOR SHOULD CONTRIBUTE
TO YOUR GAINS?**

HENRY FORD

JOIN US!

BY AL Lugo

NEXT MEETING: December 20, 2012-6:00PM
(EASTERN) Our
next meeting and Christmas Party will be at
Woodmen of the World Lodge, on Highway
80, in Phenix City.

COMING EVENTS

December 8	Tri City Christmas Parade
December 14	Board Meeting
December 20	Club Christmas Party
January 17	Club Meeting

CRUISE EVENINGS

Every 1 st Tuesday-	Cooks Hot Dog on Miller & Airport Thru Way
Every 2 nd Tuesday	La Pareja Mexican Restaurant (towards Waverly Hall)
Every 3 rd Tuesday	Jason Deli
Every 4 th Tuesday	Cooks Hot Dog on Miller & Airport Thru Way
Every 2 nd Saturday	Opelika Home Depot
Every 4 th Saturday	Steak and Shake (Bradley Park Drive)

NATIONAL:

December 9-12-MAFCA National Awards Banquet, Charleston, SC

River Cities Model A Ford Club Meeting Minutes

November 15, 2012

Opening:

The regular meeting of The River Cities Model A Ford Club was called to order at 6:00 pm on November, 2012 at the Woodman of The World Lodge by President Al Lugo. He then led the group in The Pledge of Allegiance. The blessing was given by Jim Timbes and all proceeded to the buffet.

Present:

Paul and Mary Nelle Singer, Al Lugo, Dick Noxon, Roger and Janet Bailey, Bob Shackelford, Bobby Penny, John Robertson, Bob Smith, Neil R La Clair, Louie & Gloria Willett, Bettie and Bob Jackson, Mickey and Jim Timbes, Russell Lester, Howard Ruddick, Joe Carter, Bill Shirley, Bill Buck and Son Will, and Sharon Webb.

Call to Order:

The meeting was called to order by President Al Lugo at 6:30pm. Glen's sister is ill and has been admitted to Hospice. Glen and Cindy have gone out of town to see her. David Black's at home and receiving IV's. Pat Langley is recovering from her back pain but has developed shingles. Jim Timbes back is resolving and we are glad to see him tonight. Don Carlisle is also doing better. Al welcomed new members by application: Dennis Morris (Edlow's son) and Taylor Morris (a former member)

Program:

John Robertson introduced Bill Buck to do a presentation on money in circulation during our Model A Days. He showed how much our Model A's cost back then, He did a wonderful slide presentation showing the various coins minted at the Philadelphia mint, one in Denver, and one in San Francisco. Some interesting facts presented were: the Golden Double Eagle coin was said to be the prettiest of all the coins, the half dollar was considered the work horse of the money in circulation at this time, no nickels were minted in 1932-1933. At the close of the presentation Bill had a real treat for all the members in attendance , They were allowed to blindly pull from a bowl he circulated around, a wrapped coin from the bowl

Approval of Minutes:

Al Lugo asked if there were any additions or corrections to the Secretary's minutes as printed in the newsletter. Howard Ruddick made a motion to accept the minutes as written. John Robertson seconded the motion. The motion was approved by show of hands.

Treasurers Report:

The treasurer's report was read by Bettie Jackson. Bob Smith made a motion to approve the treasurer's report. Jim Timbes seconded the motion

and the members unanimously approved by a show of hands.

Old Business:

There were members of the club that participated in the visit to the River Place on October 20, 2012. 6 Members attended Sharon, Howard and Paul Singer shared some of the adventures the group had, that went to the Old Talbot Harvest Festival. It is now time to make reservations for the Christmas Party and to renew club dues.

New Business:

Big Thank You to Mickey and Jim Timbes for volunteering to serve in the Nomination Committee. The slate of names nominated was read as follows: Paul Singer: President, Howard Ruddick; Vice President, Joe Carter Treasurer and Sharon Webb Secretary. The vote to install these officers for the upcoming year was unanimously approved by a show of hands. A big thank you for Barbara Rudick for doing the Smile Box that is now posted on the web site from the visit to the Talbot Harvest Festival. The Christmas Committee is made up of Mary Nelle Singer and Mickey Timbes. They plan on the meal party is turkey, ham and dressing. Decorations haven't been developed yet. It was suggested that we do Dirty Santa again and that we may collect a wrap toy for the Toys for Tots. More will be forth coming I the next week or so via email.

Activities:

November 15 , 2012 Club Meeting (elections)

December 8, 2012 Tri-Cities Christmas Parade (11/30 is the last date to sign up)

December 14, 2012- Board Meeting

December 20, 2012 Club Christmas Party and annual Business Meeting

Reports from Committee Chairpersons:

Secretary: We now have enough stamps that have been donated...Thank you so much for your support.

Programs: Nothing to report

Historian: Nothing to report

Scholarship: Not present

Membership: Nothing to report

Awards: Nothing to report

Mechanics: Nothing to report

Vice President: Nothing to report.

Newsletter: Be sure to submit your articles of interest!

Tour Director: Jim Langley is away at Moultrie

Adjournment:

Meeting was adjourned at 7:45pm at the motion of Bill Shirley and seconded by Russell Lester.

Minutes submitted by: Sharon Webb

"When everything seem to be going against you, remember that the airplane takes off against the wind, not with it"

— [Henry Ford](#)

The web site for the MARC and more information about their event go to <http://modelarestorers.org> for more information. Last year, in April, they had 227 Model A's and over 500 folks attend the Natchez Trace tour.

2013 MAFCA National Tour May 6-10

Charlottesville, VA to Gatlinburg, TN

www.mafcablueridgetour.com

Mikes-afordable is having a raffle for a 1928 Pickup in support of the Wounded Warriors Project. Each ticked is \$25.00 and you can buy as many as you want. It is going to a great cause.

[Buy A Ticket to Win a 1928 Closed Cab Pickup](#)
[Supporting Wounded Warriors Project - Click for Details](#)



Harvest days in Junction City

We had a great time going over east on Rt 96, little traffic and nice sunshine.

We had Sharon, Richard Noxon, Joe & June, Howard & Barbara, Jim Langley and Bob Smith to make this Fall Tour. Sharon's friend Hugh stopped by too.

The farm is out a ways from the tiny community of Junction City, then down a narrow dusty road. They have a rail line to the farm with a caboose and an engine along with a handcart that the kids loved to propel down the track and back. Rolled very easily. They made sorghum from the cane, which was ground using a huge mule turning the mill, and then cooked off. There was a sawmill and a gristmill.

Lois Willet was there with some other small-engine club members showing an old 1928 Maytag washer in operation. He also had his Model A pickup parked nearby.

While parked in front of the mansion a fellow got to talking about his old car and needing some help from a high school classmate's father – Keith Tilton. That was some story, glad to hear about him again. He is missed in this club.


No car problems so we all got home just fine.

Roving Reporter,
Bob Smith

"Coming together is the beginning. Keeping together is progress. Working together is success."

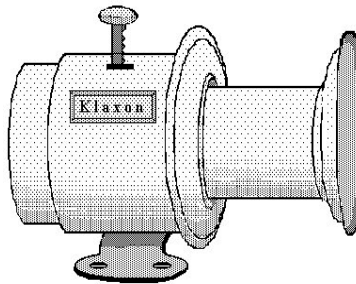
— Henry Ford

HAPPY ANNIVERSARIES



DECEMBER 5- Jim & Mickey Timbes

HAPPY BIRTHDAYS



DECEMBER 12- David Black
DECEMBER 20- Steve Carlisle
DECEMBER 27- Bob Jackson
DECEMBER 27- Gloria Willett

DECEMBER 17- Bill Blankenship
DECEMBER 27- Rex Reddish
DECEMBER 27- Mary Ann Lester
DECEMBER 30- Maxine Williams

Let's Restore a Model A Ford

Part 10/11 Upholstery

I decided to re-visit the upholstery in our Model A Ford Restoration. The past couple of weeks in the shop, I have been installing a complete upholstery kit in a 1930 Briggs bodied Model A Fordor. This is a Deluxe Town Sedan, with Mohair fabric, arm rests, window shades, and assist straps, so its about as detailed as it gets. If we can handle this one, then we can surely handle most any Model A Upholstery project. The First Upholstery kit we ever installed was on our 1930 Tudor. The kit was installed in 1995, and still looks great today. My wife and I did all the work ourselves. The first thing you will notice when you open the kit, is that all the door panels will be finished, with the storage pockets already in place. The seat covers will also be sewn completely, with the different color fabrics and pleats all in the correct locations. This is detail you will never get if you have your local upholstery shop create an upholstery for your Model A. These kits are definitely the way to go. When you order an upholstery kit, you will have a few choices to make. When you call Mike's to place your order, he will ask your year model and body style, then a series of questions about fabrics and colors. Mike's will send you a free upholstery sample card which will be very helpful in making those decisions. Mike's will also ask you for measurements on your headliner bows, and door panels. These are easy to measure with the patterns provided with your upholstery samples. Once your measurements and patterns have been completed, it will take from 4 to 8 weeks for your upholstery kit to arrive.

Each kit comes with several pages of instructions to guide you along the way. Upon opening the boxes, you will notice that all the door panels, trim panels, and seat covers are already made up, and only require final fitting to be installed. The windlace will be in continuous lengths that will need to be cut to each door opening. The kit will come with nails, hog-rings, and screws to attach the cowl panels, but does not come with a full interior trim screw set. You will need to purchase that separately. You will also need to budget for new interior door and window handles, and escutcheons. All this is available in Mike's Catalog. It's a good idea to get a good sized table to work on. Before you start, clean your table top and all the tools you will be using with some solvent. Keep your hands clean during the whole process too, you don't want fingerprints your brand new upholstery. Install the headliner first. Carefully mark the center of each top bow, and the center of the headliner with chalk. This will help with the installation. There may not be much "extra" material on the sides, so its

important to get everything located properly. Use the provided tacks, or an upholstery stapler to fasten the headliner to the top bows. You won't need to tack the outside edges very tight, as the surrounding panels will pull the headliner up tight. Go over it several times to get all the wrinkles out. Don't forget to cut out for your dome light. Next comes all your windlace. Cut each piece about 2" longer than the space it will go in, then fold the last inch of material inside, hem the ends, then tack the windlace in place to seal against the doors when they open and close. Now you can work on your interior panels. Most will fit perfectly where they are supposed to. Sometimes you may need to trim the panels. If you do need to trim them, then carefully peel the fabric back, cut the cardboard, then use spray upholstery adhesive to fasten the fabric back down. Careful fitting here makes all the difference in your finished product. The panels are held in place by finishing nails. After all the panels are in place, you can use a pick to pull the fabric over the heads of all the nails.

After you fit up all the interior panels, and get any wrinkles out of the headliner, you can think about installing the door panels. Make sure the door latches, locks, and window regulators all work properly before you start installing the door panels. You may need to lubricate the mechanical parts inside to make sure they operate properly. Door panels are often held in place with spring wire clips. Install these clips, then put the panel in place over the door. You will note that the openings for the window crank and door handle studs will have to be cut. Make these holes small with a razor blade, then fit the panel over the studs. Install any escutcheons and finally install the door panels. Now that you are an upholstery pro, move on to the seats. The front seats on Coupes and Fords can be challenging, however, if you take your time you will be able to make them look like they came from Henry's Factory. Remember you will be spending a lot of time in the driver's seat, so take some time make sure there are no broken springs. New seat springs are available if needed. It's also a good idea to clean and paint the seat frames before they are covered. The springs will be covered with jute and cotton, then the pre-sewn covers will need to be fitted. Try to keep the pleats even, and the covers as wrinkle-free as possible. Make sure all the edges are finished neatly. The finishing touches to your new upholstery might be new black rubber mats, or even new carpeting. Now you can enjoy the new upholstery for many years to come.

Enjoy the Drive...

Bentley C. Bohanan
Bentley's Antique Auto Service, Inc.

95 W. Ridgeway Rd
Maysville, GA 30558
678-407-1947
www.mymodela.com

What? You were there? Then you missed a great day on the "Grand Finale" of the 2012 MAFCA touring season. The trip to Junction City and the 7th Annual Harvest Days in Old Talbot Festival was great. Even though our member and car count was very low (for many good reasons). Those of us who attended had fun and enjoyed the scenery. Until you have been there, you cannot imagine the things Mike and Debbie Buckner had acquired and placed around in an outdoor setting which is the Patsiliga Museum. We had three Model A's and one 1967 Dodge on the tour and the following members: In no particular order, Sharon Webb, Bob Smith, Dick Noxon, Howard and Barbara Ruddick, Joe and June Sponner, and your retiring Tour Chairman Jim Langley. The future of our club looks good, and the "new crew" are already anxious to get 2013 rolling. I would ask that you give them your support and your ideas for what you wish to see the RCMAFC accomplish in 2013. Best regards, and Happy Model A'ing....

Jim Langley



1928 History, Fun Facts, Trivia and Year in Review

World Series Champions:

New York Yankees

Stanley Cup Champs:

New York Rangers

U.S. Open Golf:

Johnny Farrell

U.S. Tennis: (Men/Ladies)

Henri Cochet/Helen Wills

Wimbledon (Men/Women):

Rene Lacoste/Helen Wills

NCAA Football Champions:

Georgia Tech & USC

Kentucky Derby:

Reigh Count

The Hotties and Fashion Icons:

Greta Garbo

"The Quote"

"Every man, wherever he goes, is encompassed by a cloud of comforting convictions, which move with him like flies on a summer day" - Bertrand Russell

Time Magazine's Man of the Year:

Walter Chrysler

Miss America:

none

Nerd News:

Ida Rosenthal founded Maidenform, the company that defined bra sizes like A, B, C, D, etc.

'The Lights Of New York' was the first movie to be filmed entirely with sound.

Babies have been eating Gerber baby foods since 1928. Dorothy Gerber started making them for her daughter in 1927.

1928's most comfortable invention was the Lay-Z-Boy recliner.

Thomas Midgley and Charles Kettering invented Freon. Freon is now blamed for the depletion of the earth's ozone shield, as

well as being a handy portable air conditioning coolant.

Alexander Fleming discovered that the mold 'penicillium' could be made into penicillin and cure many life-threatening diseases. It wasn't fully utilized until World War II.

Although Levi Strauss first made his jeans in 1872, the company finally got around to trademarking the name (Levi's™) in 1928.

Mickey Mouse officially appeared for the first time in 'Steamboat Willie,' and his birthday coincided with Willie's release date, November 18th. Mickey and Minnie debuted in the Silent cartoon short 'Plane Crazy,' first released on May 15, 1928.

Amelia Earhart flew her plane east across the Atlantic Ocean successfully, the first female having done so.

Best Film Oscar Winner:

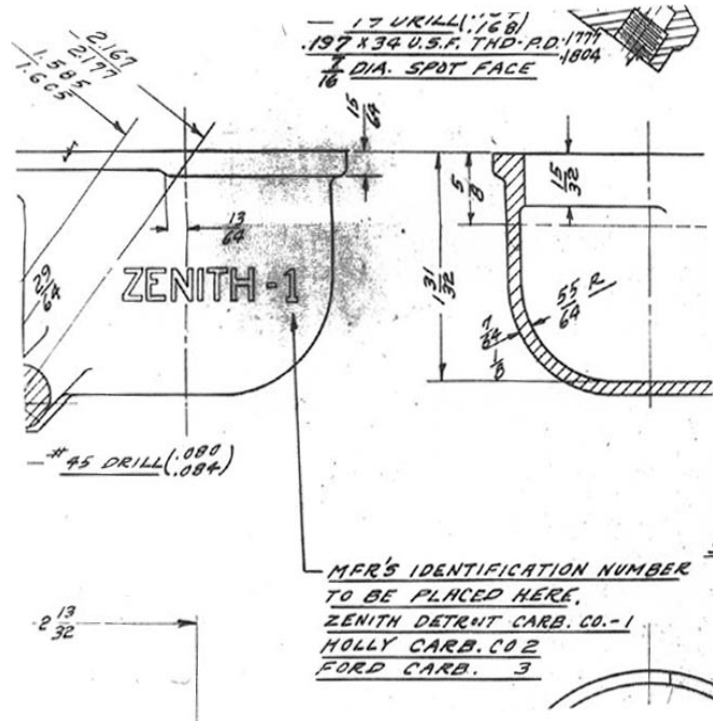
Wings

MARC NATIONAL MEET

Lexington, Kentucky will be the site of the 2013 National Meet of the Model 'A' Restorers Club June 24-28, 2013

www.ckmarc.com

Zenith Carburetor Numbering



This is a scan from the Ford detail drawing for the carburetor lower casting. This clearly shows the meaning of the Zenith 1, 2, and 3 designations found on the Model A Ford carburetors.

The purpose of the numbers was to identify the manufacturer of the carburetor. The design was by Zenith, but Ford had a close personal relationship with George Holley, and much of the Model A business was initially given to Holley as well as Zenith. Note that the Holley name is misspelled on the Ford drawing!

The purpose of the identification number was for quality and 'warranty' reasons in order that defective parts from dealers could be properly returned and credited. Restorers of carburetors are also aware of the numerous detail differences and supplier markings on many individual pieces which distinguish Zenith, Holley, and Ford carburetor parts.

In 1931 Ford also began producing carburetors themselves in small volumes. The Zenith 3 was identified by much thinner castings and reinforced attaching holes. It was produced in both normal and sidebowl configurations. The non-sidebowl version shown was used on late 1931 Canadian built models which did not ever change over to the indented firewall and sidebowl carburetor.



Tiny Tips

Emergency Repairs

While some may not think their lunch box is a parts box here's what can be used from its contents. The wax coated milk carton makes good gaskets. When my oil pan developed a leak I removed it and installed a strip of bacon. The bacon gets leathery and can make a sufficient seal below the mains. Try it around your water pump shaft if you get desperate for packing. If all else fails eat your lunch and send for help

Submitted by Don Long Tucson, Arizona

Tiny tips for your Model A, published by Model A Ford Club of America

TECH TIP . . . By Al Lugo

Photos by Al Lugo

Recently I wanted to remove an emblem from a Radiator Shell so I could get Radiator Shell powder coated (1). A review of book & magazine references and asking Club members provided no answer. A quick call to Benny Bohanan at Bentley's provided a quick tip. First step is to select appropriate size socket (2). Then hit socket with hammer supporting it in your hand (3) and presto - the emblem is now out (4).



1. How can I remove emblem?



2. Select socket...



3. Hit socket with hammer...




4. Emblem is now removed!

Cars For Sale

1931 Ford Model A Victoria

Rare, black and burgundy Ford Model A Victoria. Much loved and fun car. It runs great, has new battery and is in mint condition. Has good upholstery, flower vases, pull shades, cut off switch, turn signals and leather trunk. Great touring car.

Asking \$26,000. Atlanta, Ga, Wayne Haisten, haistenrw@aol.com. Phone 678-513-0668.



1930 four door phaeton, 35,000 original miles
unrestored car. Original top, door panels. No rust.
\$22,000.00.

A 1931 slant windshield good car 90 % original
interior no rust \$18,000.00.

Contact Tom Mack 513-922-5551



Model A Trunk \$250.00 Call Mike at 770-490-1996
Cedartown, Ga.

Need Powder Coating???? Harry Williams is now
doing the process on small items and has some
Starters and Generators for sale that have already
been powder coated. Give him a call.