



"The River Cities Running Board"



RIVER CITIES MODEL "A" FORD CLUB

<http://www.rivercitiesrunningboard.com>

.....
VOL 14 ISSUE 9 ESTABLISHED IN 2000 September 2014
.....

**MAFCA AWARD WINNING NEWSLETTER, 2002-2009, 2011 and
2013**

OLD CARS WEEKLY GOLDEN QUILL AWARD 2004, 2010



Visit our Web site at www.rivercitiesrunningboard.com

RIVER CITIES MODEL "A" FORD CLUB

This newsletter is the official publication of the River Cities Model A Ford Club, a chapter of the Model A Ford Club of America. It is mailed monthly to all members in good standing. Dues are \$25.00 per year per family. Membership in the **MODEL A FORD CLUB OF AMERICA** is a requirement for membership in the River Cities Model A Ford Club.

CLUB OFFICERS:

President
Vice President
Secretary & Benevolence
Treasurer

Paul Singer
Howard Ruddick
Connie Penny
Joe Carter

OTHER POSITIONS:

Editor
Assistant Tour Director
Publicity Director
Program Director
Club Liaison
Membership Director
Awards Director
Historian Director
Scholarship Director
Car Show Director

Bill Shirley
Jim Langley
Sharon Webb
John Robertson
Jim Langley
Al Lugo
Bobby Shackelford
Mary Nelle Singer
Bill Shirley
Bobby Penny

**The River Cities Model "A" Ford Club permanent address is:
P.O. Box 342, Columbus, GA 31902**

All mail should be sent to the River Cities Model A Ford Club address above. Matters concerning the newsletter should be sent to the editor to insure timely publication.

FOUNDING MEMBERS:

Jim Timbes
Mickey Timbes
*Dan Palmer
Dan Diener

Bob Smith
Al Lugo
Lawrence Farrar
Bill Buck

Bobby Penny
*Robert Jackson
Bettie Jackson
(*Deceased)

PAST PRESIDENTS:

Jim Timbes- NOV 2000- DEC 2001
Mickey Timbes- DEC 2003-2004
Joe Spooner- DEC 2006-2008
Jim Timbes- DEC 2009-2010
Paul Singer Dec 2013

Bob Smith- DEC 2001- 2003
Jim Langley- DEC 2004 -2006
Jim Langley- DEC 2008- 2009
Al Lugo- DEC 2010-2012

Presidents Corner

If you have not visited the Farmers Market at Up Town Columbus, Saturday September the 13th between 09:00 and 12:00 Noon will be a good time to visit.

As you may know, Sept 13th 2014 is International Model A Ford Day. This is the day selected by all Model A enthusiasts World Wide to collectively display their Model A's to the public. Up Town Columbus, GA is hosting this years International Model A Day on the 900 block of Broadway, during the Columbus Farmers Market, in what we hope will be an annual occurrence. We will bring our Model A's and park them for the public to enjoy, and while you are there you can visit the Farmers Market. There will be plenty to do and see, as all the shops and vendors will be there, so don't miss this opportunity.

The River walk is close by, where rafters and kayakers pit their skills against the Mighty Chattahoochee right through the middle of Uptown Columbus and Phenix City! You will not want to miss this activity.

I will see you there!

Paul



JOIN US!

By AL Lugo

NEXT MEETING: September 18, 2014-6:00PM (EASTERN) Our next meeting will be at Woodmen of the World Lodge, on Highway 80, in Phenix City.

COMING EVENTS

September 5	MATTS Gathering
September 12	Board Meeting
September 13	Tour Columbus Farmers Market
September 18	Club Meeting
September 20	Workshop: Model A Wheels & Balancing
September 27	Club Picnic at the Ruddick's Lake House
October 3	MATTS Gathering
October 10	Board Meeting
October 16	Club Meeting
October 16	Sweet Home Alabama

CRUISE EVENINGS


Every 1 st Tuesday-	Cooks Hot Dog on Miller & Airport Thruway
Every 2 nd Tuesday	La Pareja Mexican Restaurant (towards Waverly Hall)
Every 3 rd Tuesday	Jason Deli
Every 3 rd Thursday	Harley Davidson on Williams Road
Every 4 th Tuesday	BoJangle's on Schomberg Road
Every 5 th Tuesday	Stevie B's Airport Thruway
Every 2 nd Saturday	Opelika Home Depot
Every 4 th Saturday	Steak and Shake (Bradley Park Drive)
Every Sunday AM	IHOP Airport Thruway

NATIONAL:

December 3-7, 2014- MAFCA National Awards Banquet

Q: *Who wrote to Henry Ford, "I have drove fords exclusively when I could get away with one. It has got every other car skinned, and even if my business hasn't been strictly legal it don't hurt anything to tell you what a fine car you got in the V-8"?*

Answer at end of the News Letter



“Vision without execution is just hallucination.” — Henry Ford

Model “A” Wheels **and Wheel Balancing Workshop**

Our next Workshop will be conducted on September 20, 2014. The topic will be Model A Wheels and Balancing the Wheels. Instructors will be Jim Langley and Bobby Penny. The location will be at Al’s Garage. Lunch will be provided, and starting time will be 9:00 AM Eastern.

If you did not sign up during the July and August meeting, please Email or call Al Lugo. This is very important to have an accurate headcount for the caterer. Last day to sign up is Monday September 8, 2014. Come and Join us and learn more about keeping our Model “A”s on the road!

Al Lugo

**River Cities Model A Ford Club
Meeting Minutes from 21 August, 2014
Club Meeting**

President Pau; Singer opened the August meeting of the River Cities Model "A" Club opened with a prayer, pledge and buffet dinner.

Members present were: Bob & Connie Penny, Kelly Knowles {daughter of Bob and Connie Penny}, Wayne Kennedy, Neil LaClaire, Dick Noxon, Bob Smith, Al Lugo, Ann and George Travis, Sharon Webb, Bettie Jackson, June and Joe Spooner, Mike Alexius, Jim Langley, Louie and Gloria Willett, Joe Carter, Bill Shirley, Paul and Mary Nell Singer, Tom Forster, Bobby Shackelford, Gail Womble and Mildred Hinkle {sister and niece of Paul Singer}, Don and Evelyn Carlisle, John Robertson, Howard Riddick, Russell Lester, Steve Carlisle, and Jim Miller.

Minutes were approved with one correction of spelling from July meeting.

Treasurer's report: Joe Carter gave a brief report.

Bob and Bettie were given a Honorary Lifetime Membership award. Bob and Bettie have been very active members of the club and have held many offices in the club. Bettie has remained very active since Bob's death.

Scholarships: Bill Shirley announced that Tanner Knowles, Bob and Connie Penny's grandson and Shannon Emily Robertson, granddaughter of John and Rickie Robertson were the recipients of the 2014 Dan Palmer Scholarship. This is Tanner's second scholarship award from the club. Kelly Knowles, Tanner's mother accepted his certificate and John Robertson accepted Emily's. Both students have already left for school and were not able to attend.

Before awards were given President Paul Singer reminded the club members how the scholarship was formed. Dr. Dan Palmer, a former member who passed away gave the club a model A which was sold to a club member and funds were put in a scholarship fund. Two \$500.00 scholarship are awarded each year. A recipient may receive it twice.

Activities for the coming month were discussed: Sept 13 is International Model A Day. A possible tour to downtown Columbus on Farmer Market day was Considered. September 20 is a workshop at Al Lugo's. September 27 is a picnic at the Ruddick's back water cabin. We will meet at Glenwood School at 9:30. The cost is \$10.00 per person. Matts will be held on September 5 at Bob Penny's shop.

Safety tip was from Bob Shakelford. After breaking down he was going to tie a robe on his truck and tow his model a home. A police office informed him that was not legal. He did allow him to do it but followed him home.

We had a short program about ethanol gas from Howard Ruddick. Bob Penny Penny bought a small container with some bad gas in it for all to look at.

Meeting was adjourned.

Connie Penny

Secretary

A look back in time

1930s Fashion

The changes in fashion that occurred in the 1930s are essential to vintage inspired clothing today. We love feminine butterfly sleeves and sophisticated elegance, both gifts to women's clothing from this decade! With the onset of the Great Depression, many people were forced to give up a lavish lifestyle, but an era of big bands and nightlife remained. Women's fashion shifted to a wardrobe of femininity, and at the start of the 1930s, trends emphasized the natural waistline as way to close out the boyish look of 1920s fashion. Hollywood movie stars played an influential role in 1930s style as well, and what was worn on the screen became acceptable on the streets. The Ruchette today gains fashion inspiration in a similar way, and like the women in the 1930s, she can accentuate her shoulders or wear a low-back dress for equally stylish looks!



1930s Dresse

Unlike the boyish 1920s dresses that concealed curves, the 1930s dresses had shapely lines and aimed to celebrate the female figure. Dresses returned to define the waistline, and at the start of the decade, women wore dresses that emphasized the shoulders. This included butterfly sleeves, puffed sleeves, and angular shoulders which, in turn, would give the illusion of a smaller waist. Most daytime dresses at this time were designed at calf length, so for a classic 1930s style, opt for a midi length dress with soft, fluttery sleeves and a defined empire waistline.

Later in the decade, 1930s dresses focused on the eveningwear gown with a high or halter neckline and an emphasized open back. Metallic lamé, fabric interwoven with metallic threads, was introduced and played a part in establishing eveningwear as grandiose and elegant in contrast with sensible daywear. The bias cut also came into a vogue during this time as a way to drape and gather fabric diagonally to also emphasize the female figure. These flattering styles are still popular

today, so if a draped halter gown or a fluttery sleeved dress hangs in your closet, your 1930s outfits await!

Early Ford Pick-Ups

The first factory-produced pickup was a Ford Model T Runabout with a cargo bed in the rear. Although it debuted in April 1925, many Model Ts had already been converted by owners to pickup truck use by 1918. Companies employing horse-drawn wagons to deliver goods and haul waste material recognized by World War I that motorized vehicles were a permanent fixture and were much cheaper to maintain than horses, thus paving the way for future mass production.



Some of our club Pick-Ups

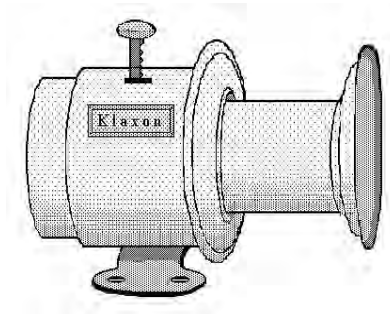
HAPPY ANNIVERSARIES



SEPTEMBER 19- Howard & Barbara Ruddick

SEPTEMBER 29- Mike & Laurie Durfy

HAPPY BIRTHDAYS



SEPTEMBER 9- Dennis Morris

SEPTEMBER 18- Dennis Morris

SEPTEMBER 24- Louise Morris

SEPTEMBER 30- Butch Whitaker

SEPTEMBER 13- Louann Buck

SEPTEMBER 19- Mickey Timbes

SEPTEMBER 26- Lee Coxwell

Fellow Regional Model "A" Ford Clubs

October 16-18 8th Annual Sweet Home Alabama Tour
Montgomery & Prattville, Alabama.

The 8th "Annual Sweet Home Alabama Tour" will be conducted as a hub tour from the Montgomery and Prattville Alabama area's with visits to attractions in the central part of the state.

Thanks - Paul Majerick Central Alabama Model "A" Ford Club, Activities Director. Telephone (334) 312-3019 email paulmajerick@aol.com

2014 National Tour

The Model A Restorer's Club (MARC) National Tour will be held from Sunday September 21 to Wednesday September 24th 2014 inclusive.

The National Tour will be based in Cary, North Carolina one of the cities within the famed Triangle comprised of Raleigh, Durham and Chapel Hill.

Schedule of Events

Sunday, September 21, 2014

11:00 am – 4:00pm	Tour Registration at Hilton Garden Inn, Lobby
4:00 pm – 9:00 pm	Welcome Party – Carolina Pig Pickin' at Montague Lake

Monday, September 22, 2014

7:00 am – 5:00 pm	Repair Tent – Parking lot of Hilton Garden Inn
7:00 am – 9:00 am	Hospitality Room – DoubleTree by Hilton
7:00am – 5:00 pm	Tours
5:00 pm – 9:00 pm	Hospitality Room – DoubleTree by Hilton
8:00 pm	Drive-In Movie - Raleigh Road Theater, Henderson

Tuesday, September 23, 2014

7:00 am – 5:00 pm	Repair Tent – Parking lot of Hilton Garden Inn
7:00 am – 9:00 am	Hospitality Room – DoubleTree by Hilton
7:00 am – 5:00 pm	Tours
5:00 pm – 9:00 pm	Hospitality Room – DoubleTree by Hilton

Wednesday, September 23, 2014

7:00 am – 5:00 pm	Repair Tent – Parking lot of Hilton Garden Inn
7:00 am – 9:00 am	Hospitality Room – DoubleTree by Hilton

7:00 am – 5:00 pm
6:00 pm – 9:00 pm

Grand Tour to Carthage 100 Years of Progress Show
Farewell Banquet – Hilton Garden Inn

For more information go to the TarWheel A's web site
www.tarwheela.com OR CONTACT:

PHIL TAYLOR EMAIL: ptaylor@523nc.rr.com

Benny is on the road again and in his Pick Up



Wanted to show off my newly "handicap accessible" Model A Pickup. My buddy Mark Hill came by this evening and we went for a long ride in the pickup. He had never driven a Model A much, but I believe he is now a convert. After grinding the gears a few times, he finally got used to double clutching, and actually made a pretty good driver after a few minutes. If you notice the pickup has a crane mounted in the back so it's easy to pick me up out of my wheelchair and put me right in the passenger seat. There's even a wheelchair carrier mounted on the back in case I want to take my wheelchair with me on an outing. Thanks to the guys in the Model A Club, who helped with the conversion, Bobby DeLong, and Ray Besch. Look for more details about the conversion coming soon.


When was the last time you heard the quaint phrase

'in a family way?' It's hard to imagine that the word 'pregnant' was once considered a little too graphic, a little too clinical for use in polite company, so we had all that talk about stork visits and 'being in a family way' or simply 'expecting.' Apparently 'brassiere' is a word no longer in usage. I said it the other day and my daughter cracked up. I guess it's just 'bra' now. 'Unmentionables' probably wouldn't be understood at all. I always loved going to the 'picture show, 'but I considered 'movie' an affectation.

Open the below item to see what is there for your enjoyment.

<http://www.jigidi.com/solve.php?id=8ZAA21JV&s=e>

MOUNTAINS MUSIC AND MODEL A's 2014 MEET



**September 29 - October 2,
2014**

**Host: Smoky Mountain Model A Club
P.O. Box 70373
Knoxville, TN 37938**

Last Name _____ First Name _____

Spouse/Guest(s) _____

Address _____

City, State, Zip _____

Phone (for questions) _____

Club Name and City _____

Registration (per couple) before Sept 5, 2014	\$80.00*	how many attending _____
Registration postmarked after Sept 5, 2014	\$90.00*	how many attending _____
Swap Meet Space - per day/per space	\$20.00	days _____
Banquet per person	\$40.00 **	# attending _____

GRAND TOTAL SUBMITTED \$ _____ CHECK # _____

**Mail Check and Application To:
Smoky Mountain Model A Club
P.O. Box 70373
Knoxville, TN 37938**

To participate in any scheduled event, you must be registered. Please be aware that some events are limited to a certain number of participants and may not be available at a later date. We encourage everyone to make reservations as soon as possible, while plans are flexible and while an increase in the planned number of participants may yet be possible. I hereby release The Smoky Mountain Model A Club, and all participating members and individuals from any and all liabilities. No registration will be granted without the submittal of a signed registration form, which shall constitute acceptance of this release, signed on behalf of all family participants, A cancellation fee of \$25.00 will be charged after Sept 5, 2014. This fee does not apply to vendors.

signed name _____ printed name _____

* Includes welcome party, tours and seminars.

** Includes dinner and entertainment.

FOR SALE

FOR SALE: 1931 Deluxe Roadster, owned by the late Robert (Bob) Jackson, River Cities Club. Restored and a trophy winner many times. Nothing needed for pleasant miles of touring. All you need is the key. Contact Betty Jackson:

jonanabray@aol.com

706-329-8935 (c) 334-298-3935

Located in Seale, AL



For Sale:

Bob Travis has 24 Model A tool boxes complete with tray for mounting and lock for sale for \$175.00. They are the large ones. Bob is located in California so shipping would come into play.

Call Bob at 626-574-0665 if you want one. Better hurry there are only 24!

For Sale:

From Benny Bohanan, I just got in a really neat 1930 Model A Ford Tudor for sale in the shop. It is a really nice car with a quiet smooth running engine, and dependable hydraulic brakes. Condition of the car is super nice and would really make someone a great driver. I have the car listed on Craigslist, and lots more pictures can be seen at

<http://atlanta.craigslist.org/nat/cto/4494934616.html> Price is \$13,500 I know this car would make someone a really good car at a good deal.



From Benny Bohanan, One of the couples in our Model A Club will be selling their beloved 1930 Model A Tudor. This is a very nice car, I went down and looked at it the other day. It is black with red wheels and a red pinstripe. It has lots of accessories, including a trunk, front mounted toolbox,



headlight visors, quail, cowl lights, turn signals, wind wings, step plates, whitewall tires, very nice paint and interior, and lots of other things that make it a really nice driver. They are forced to sell it because of health issues, and I know this car will make someone a really nice touring car. Over the years they have driven it on many, many trips, with no problems. I am sure this would be a great car, well worth the \$15,000 asking price. If you are interested, please call Billy and Marilyn Dean at 770-471-5935 the car is located in Jonesboro Georgia.



***A:** Clyde Barrow (of Bonnie and Clyde) in 1934.*

Lubrication & Periodic Maintenance - Model A Ford

EACH 500 MILES

- ☐ inspect radiator hoses
- ☐ adjust fan belt
- ☐ inspect fan for cracks
- ☐ change crankcase oil (if not using filter)
- ☐ check fan bearing for looseness (side play)
- ☐ test windshield wiper
- ☐ check wiper blade rubber

EACH 1,000 MILES

- Left Right
- ☐ front spindles (upper & lower)
- ☐ steering tie-rod

- ☐ front brake camshafts
- ☐ front spring shackles
- ☐ front shock links
- ☐ rear spring shackles
- ☐ rear shock links
- ☐ rear brake camshafts 1
- ☐ rear wheel bearings 1
- ☐ do all 500-mile items
- ☐ test emergency flashers 2
- ☐ test wheel bearings for looseness, spin 3

- ☐ tighten accessory mountings (wind wings)
- ☐ tighten spring U-bolts, front & rear 4
- ☐ tighten all wheel lug nuts
- ☐ test lights (head, tail, stop, dash, etc.)
- ☐ inspect all engine compartment cotter pins
- ☐ inspect all brake system cotter pins
- ☐ inspect all steering system cotter pins
- ☐ service brake cross shaft
- ☐ parking brake cross shaft

- ☐ engine control link joints
- ☐ wipe out headlight switch
- ☐ door dovetails (light coat of Vaseline)
- ☐ door striker plates (same)
- ☐ door latch mechanism & lock (white graphite)
- ☐ go over entire fuel system for leaks
- ☐ go over entire exhaust system for leaks
- ☐ clean distributor cap, lid, rotor, and check each for cracks
- ☐ check steering wheel free play (1" max.)
- ☐ battery high discharge voltage test 5
- ☐ check battery with electrical tester
- ☐ clutch pedal bearing
- ☐ brake pedal bearing
- ☐ drag link (both ends)
- ☐ U-joint
- ☐ check lubricant level in differential
- ☐ check lubricant level in transmission
- ☐ check lubricant level in steering gear
- ☐ fan bearing

- ☐ water pump bearing
- ☐ check for tight electrical connections 6
- ☐ distributor shaft (fill oiler)
- ☐ distributor cam (very light coating)
- ☐ check points gap. (.018" to .0223")
- ☐ check points for pits, misalignment
- ☐ remove crank from front of engine
- ☐ generator bearings
- ☐ clean & re-oil air cleaner
- ☐ clean battery cable clamps & Vaseline
- ☐ tighten battery ground connection
- ☐ oil horn bearings
- ☐ clean horn commutator
- ☐ clean generator commutator, check brushes
- ☐ drain fuel sediment bowl
- ☐ clean carburetor filter screen
- ☐ oil main throttle shaft (rear of engine)
- ☐ door hinge pins (1 drop light oil)
- ☐ hook hooks (same)
- ☐ check clutch pedal for 1/4" free play
- ☐ check tail lamp lens mounting screws

- ☐ test ground wire on all power tools 7

EACH 2,000 MILES

- ☐ do all 500 and 1,000-mile items
- ☐ check shock fluid
- ☐ inspect starter commutator & brushes
- ☐ grease steering gear sector shaft
- ☐ examine tires for wear, cracks, damage
- ☐ clutch release bearing (under floor board)
- ☐ check engine timing 8
- ☐ remove crank from front of engine
- ☐ adjust service brakes
- ☐ inspect main leaf springs for cracks
- ☐ repack upper ends of shock links
- ☐ test parking brakes for hold on hill
- ☐ drain & flush radiator with clear water 9

EACH 5,000 MILES

- ☐ do all 500 and 1,000-mile items
- ☐ check headlight focus and aim
- ☐ drain, flush, refill transmission

- ☐ same for differential

- ☐ tighten engine, chassis, body bolts & nuts
- ☐ front wheel bearings: clean, inspect, pack
- ☐ inspect front brake drums, linings, springs 10

1. Rear wheel bearings and rear brake operating shafts must not be over-lubricated. These areas, already subject to oil seepage past the axle housing seals, have a tendency to drip lubricant onto brake drums.
2. This concerns the battery-operated portable red flashers some owners carry for road emergencies.
3. Be sure there is no excessive looseness in the fronts, and no gritty sound or drag in any.
4. The large U-bolt's holding the leaf springs to the frame cross members should be kept very tight at all times. This is a precaution against cracks in the cross members and broken springs.
5. Check each cell with a high discharge tester; this shows whether the battery will hold its voltage under actual operating loads.
6. To test for tightness, try to wiggle the connection with your fingers. If it gives, tighten it. Check also that the wires are not loose in their crimped-on terminals. Look for frayed or

- ☐ spark plugs: clean & regap (.035")
- ☐ give cooling system a chemical flush 9

EACH 10,000 MILES

- ☐ do all previous items
- ☐ clean, inspect, pack rear wheel

- bearings
- ☐ inspect & clean rear drums, linings, springs 10
- ☐ lubricate speedometer cable
- ☐ polish headlight reflectors

cracked insulation, and for spots where wires rest against metal to cause worn insulation.

Open up the junction box and check for these items.

7. This obviously has nothing to do with the Model A, but is a good check for the restorer. Use ohmmeter to see that there is NO resistance between the exterior metal case of the tool and the ground prong of the three-prong plug (with plug pulled out of wall outlet). Even after making this test, the safe practice is never to touch the tool while standing on a damp surface or while touching or standing on any metallic or wet object as ground circuits within your shop or garage are not always reliable.

8. A very accurate way to see exactly when distributor points open is to hook up a six volt DC voltmeter across the points. With ignition on, the meter needle will jump from zero to about six volts at the instant the points open. When not performing this test, keep ignition switch off, or slip a piece

of paper between the points, to keep battery from discharging through the coil primary winding.

9. Drain radiator immediately after running engine for about ten minutes, so that sediment and loose scale will be stirred up into the water. Do not pour cold water into a warm engine. If hot water is not available, allow engine to cool completely before refilling.

10. Clean every trace of grease from brake drums and brake shoe lining with rags dampened in lacquer thinner. Dry off with clean dry rags. Also remove any excess grease from bearings, bushings, and backing plates, so that none will later drop down onto drums or shoes- With everything

sanitary, inspect for scored drums, worn linings, broken springs. minutes, 50 that sediment and loose scale will be stirred up into the water. Do not pour cold water into a warm engine. If hot water is not available, allow engine to cool completely before refilling.

10. Clean every trace of grease from brake drums and brake shoe lining with rags dampened in lacquer thinner. Dry off with clean dry rags. Also remove any excess grease from bearings, bushings, and backing plates, so that none will later drop down onto drums or shoes- With everything

sanitary, inspect for scored drums, worn linings, broken springs.